

Introduction to Adjoint Models

Dr. Ronald M. Errico

Goddard Earth Sciences and Technology Center (UMBC)
Global Modeling and Assimilation Office (NASA)

Outline

1. Sensitivity analysis
2. Examples of adjoint-derived sensitivity
3. Development of adjoint model software
4. Validation of an adjoint model
5. Use in optimization problems
6. Misunderstandings
7. Summary
8. References

Sensitivity Analysis:
The basis for adjoint model applications

Adjoints in simple terms

Adjoint Sensitivity Analysis for a Discrete Model

The Problem to Consider:

A possibly nonlinear model:

$$\mathbf{y} = \mathbf{m}(\mathbf{x}) \quad (1)$$

A differentiable scalar measure of model output fields:

$$J = J(\mathbf{y}) \quad (2)$$

The result of input perturbations

$$\Delta J = J(\mathbf{x} + \mathbf{x}') - J(\mathbf{x}) \quad (3)$$

A 1st-order Taylor series approximation to ΔJ

$$J' = \sum_i \frac{\partial J}{\partial x_i} x'_i \quad (4)$$

The goal is to efficiently determine $\frac{\partial J}{\partial x_i}$ for all i

Adjoint Sensitivity Analysis for a Discrete Model

The Tangent Linear Model (TLM)

Apply a 1st-order Taylor series to approximate the model output

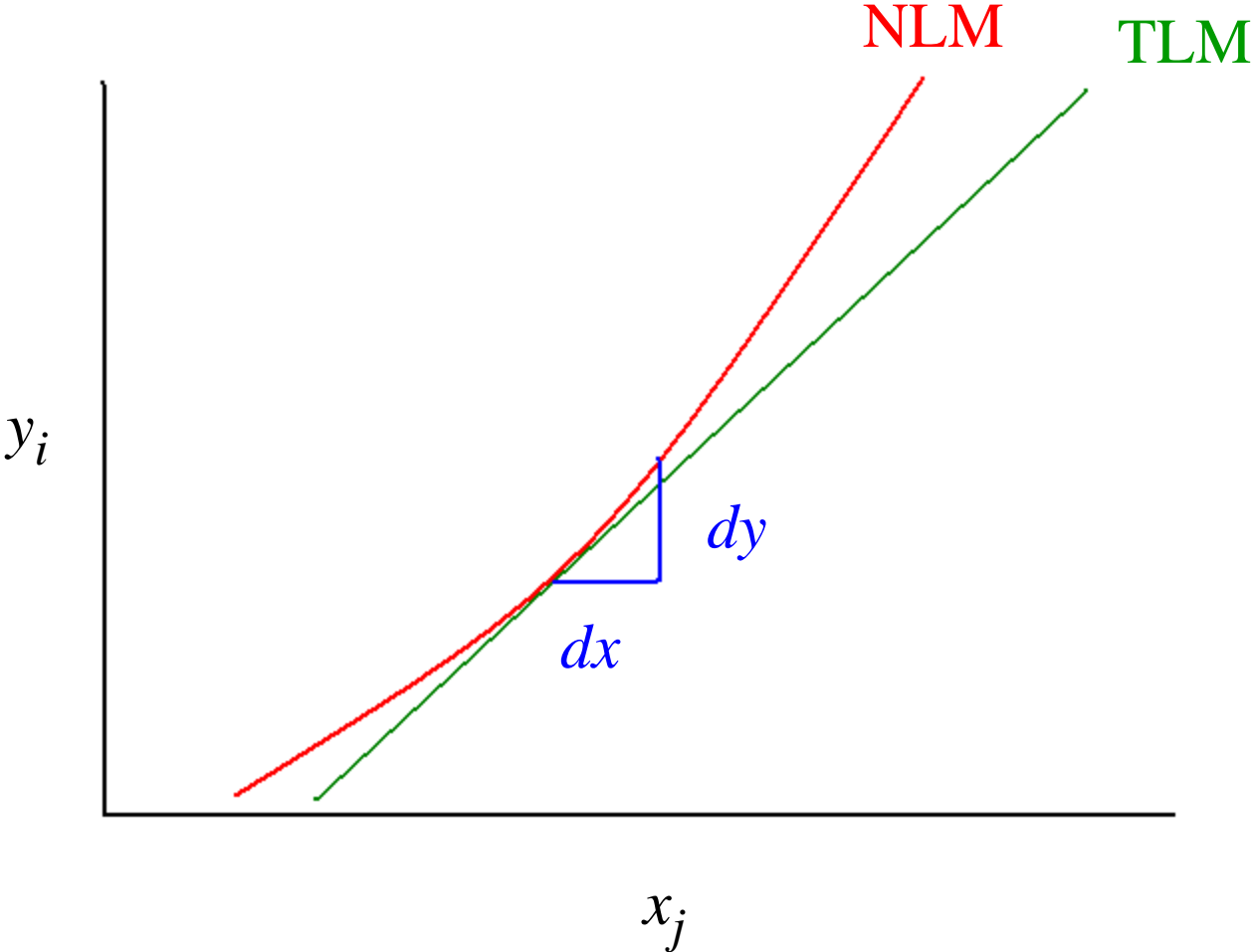
$$y'_i = \sum_j \frac{\partial y_i}{\partial x_j} x'_j$$

$\partial y_i / \partial x_j$ is called either the **Resolvent** matrix of the TLM or the **Jacobian** of the nonlinear model.

Approximate ΔJ by a 1st-order Taylor series in \mathbf{y}'

$$J' = \sum_i \frac{\partial J}{\partial y_i} y'_i$$

A graphical TLM schematic



Adjoint Sensitivity Analysis for a Discrete Model

The Adjoint Model

(Adjoint of the TLM or adjoint of the nonlinear model)

Application of the “chain rule” yields

$$\frac{\partial J}{\partial x_i} = \sum_j \frac{\partial y_j}{\partial x_i} \frac{\partial J}{\partial y_j} \quad (9)$$

Contrast with the TLM

$$y'_i = \sum_j \frac{\partial y_i}{\partial x_j} x'_j \quad (10)$$

- A. The variables are different in the two equations
- B. The order of applications of the variables related to x and y differ
- C. The indices i and j in the matrix operator are reversed

Adjoint Sensitivity Analysis

Impacts vs. Sensitivities

A single impact study yields exact response measures (J) for **all** forecast aspects with respect to the **particular** perturbation investigated.

$$\Delta J = J(\mathbf{y} + \mathbf{y}') - J(\mathbf{y})$$

A single adjoint-derived sensitivity yields linearized estimates of the **particular** measure (J) investigated with respect to **all** possible perturbations.

$$J' = \sum_i \frac{\partial J}{\partial x_i} x'_i$$

Adjoint Sensitivity Analysis for a Discrete Model

Additional Notes

1. Mathematically, the field $\partial J/\partial \mathbf{x}$ is said to reside in the dual space of \mathbf{x}
2. With the change of notation $\hat{\mathbf{x}} = \partial J/\partial \mathbf{x}$, $\mathbf{M} = \partial \mathbf{y}/\partial \mathbf{x}$, etc.,

$$J' = \hat{\mathbf{y}}^T \mathbf{y}' = \hat{\mathbf{y}}^T (\mathbf{M}\mathbf{x}') = (\hat{\mathbf{y}}^T \mathbf{M}) \mathbf{x}' = (\mathbf{M}^T \hat{\mathbf{y}})^T \mathbf{x}' = \hat{\mathbf{x}}^T \mathbf{x}' \quad (11)$$

3. The exact definition of the the adjoint depends on the quadratic expression used to define J' . If the simple Euclidean norm (or dot product) is used, then for a discrete model, the adjoint is simply a transpose. Such a simple norm may not be appropriate when the dual space fields are to be physical interpreted. (More on this later.)
4. The adjoint is not generally the inverse: in non-trivial atmospheric models, $\mathbf{M}^T \neq \mathbf{M}^{-1}$.
5. This is all 1st-year calculus and linear algebra. If examination of gradients is useful, then so are the adjoint models used to calculate them.

Adjoint Sensitivity Analysis for a Discrete Model

Example Equations

Nonlinear model:

$$\frac{\partial u}{\partial t} = -u \frac{\partial u}{\partial x}$$

Discrete NLM (superscript t index, subscript x index)

$$u_i^{n+1} = u_i^n - (\Delta t) u_i^n \frac{u_{i+1}^n - u_{i-1}^n}{2(\Delta x)}$$

TLM (linearized about time and space varying solution \tilde{u})

$$u_i^{t_{n+1}} = u_i^{t_n} - \frac{\Delta t}{2\Delta x} [u_i^{t_n} (\tilde{u}_{i+1}^n - \tilde{u}_{i-1}^n) + \tilde{u}_i^n (u_{i+1}^{t_n} - u_{i-1}^{t_n})]$$

Adjoint model:

$$\hat{u}_i^n = \hat{u}_i^{n+1} - \frac{(\Delta t)}{2(\Delta x)} [(\tilde{u}_{i+1}^n - \tilde{u}_{i-1}^n) \hat{u}_i^{n+1} + \tilde{u}_{i-1}^n \hat{u}_{i-1}^{n+1} - \tilde{u}_{i+1}^n \hat{u}_{i+1}^{n+1}]$$

Warning

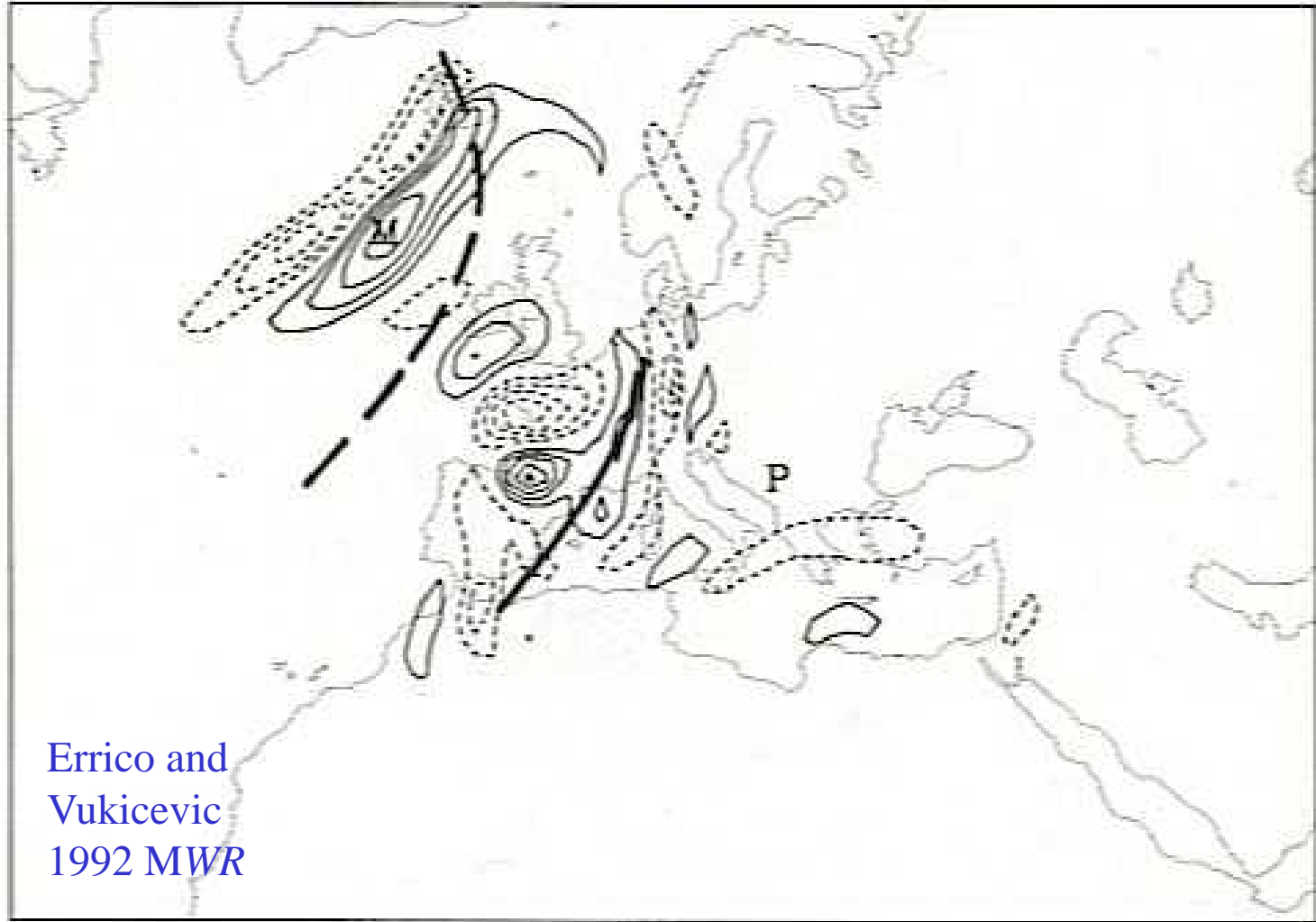
Although the previous description of an adjoint for a discrete model is correct, it fails to adequately account for some issues regarding the discrete representation of physically continuous fields.

As long as the interpretations of sensitivity concern the given model and resolution or the applications of gradients concern some classes of optimization problems, this “failure” does not apply.

Examples of Adjoint-Derived Sensitivities

Example Sensitivity Field

$\partial J_1 / \partial z$ for $t = -36$, $\sigma = 0.40$



Errico and
Vukicevic
1992 MWR

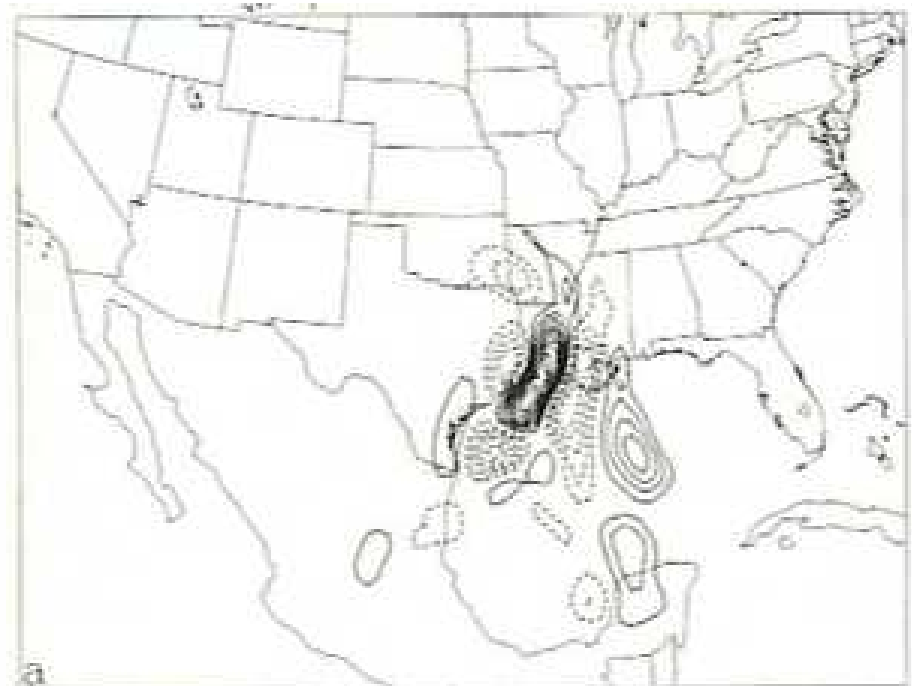
Contour interval 0.02 Pa/m M=0.1 Pa/m

Lewis et al. 2001

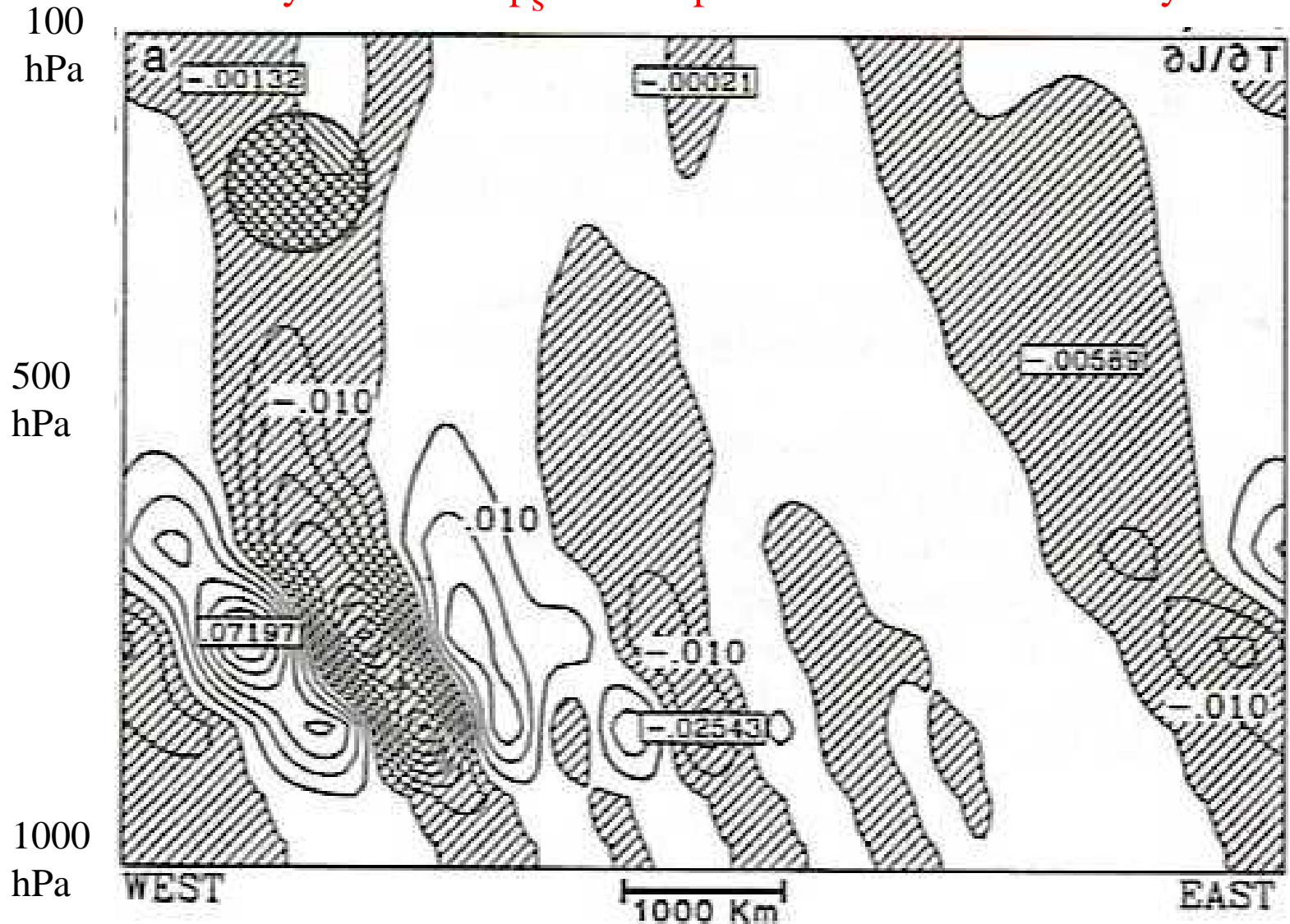
$$\frac{\partial \overline{qv}}{\partial T_s}(t = -48 \text{ h})$$



$$\frac{\partial \overline{qv}}{\partial q}(\sigma = .86, t = -48 \text{ h})$$



Sensitivity field for $J=p_s$ with respect to T for an idealized cyclone



From Langland and Errico 1996 *MWR*

Development of Adjoint Model Software

*First consider deriving the TLM and its adjoint model codes
directly from the NLM code*

Why consider development from code?

1. Eventually, a TLM and adjoint code will be necessary.
2. The code itself is the most accurate description of the model algorithm.
3. If the model algorithm creates different dynamics than the original equations being modeled, for most applications it is the former that are desirable and only the former that can be validated.

Development of Adjoint Model From Line by Line Analysis of Computer Code

Automatic Differentiation

TAMC	Ralf Giering (superceded by TAF)
TAF	FastOpt.com
ADIFOR	Rice University
TAPENADE	INRIA, Nice
OPENAD	Argonne
Others	www.autodiff.org

Development of Adjoint Model From Line by Line Analysis of Computer Code

1. TLM and Adjoint models are straight-forward (although tedious) to derive from NLM code, and actually simpler to develop.
2. Intelligent approximations can be made to improve efficiency.
3. TLM and (especially) Adjoint codes are simple to test rigorously.
4. Some outstanding errors and problems in the NLM are typically revealed when the TLM and Adjoint are developed from it.
5. Some approximations to the NLM physics considered are generally necessary.
6. It is best to start from clean NLM code.
7. **The TLM and Adjoint can be formally correct but useless!**

Nonlinear Validation

Does the TLM or Adjoint model tell us anything about the behavior of meaningful perturbations in the nonlinear model that may be of interest?

Linear vs. Nonlinear Results in Moist Model

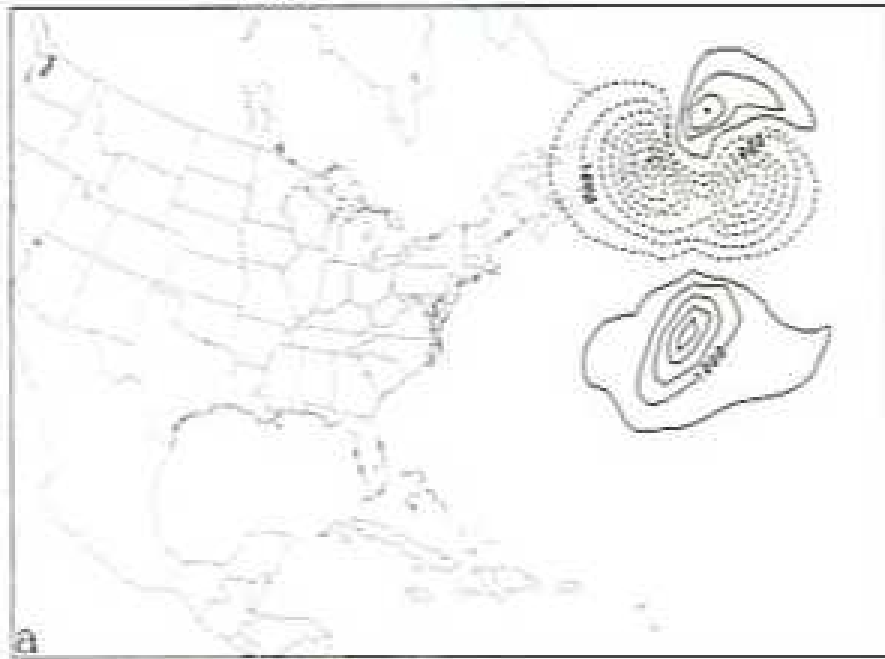
24-hour SV1 from case W1

Initialized with $T' = 1\text{K}$

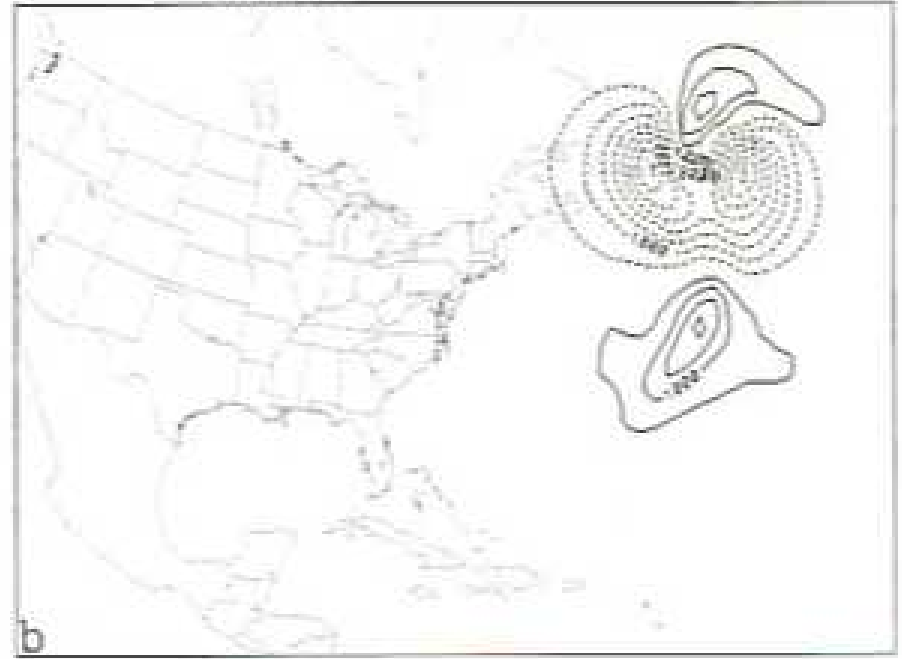
Final ps field shown

Errico and Raeder
1999 *QJRMS*

linear



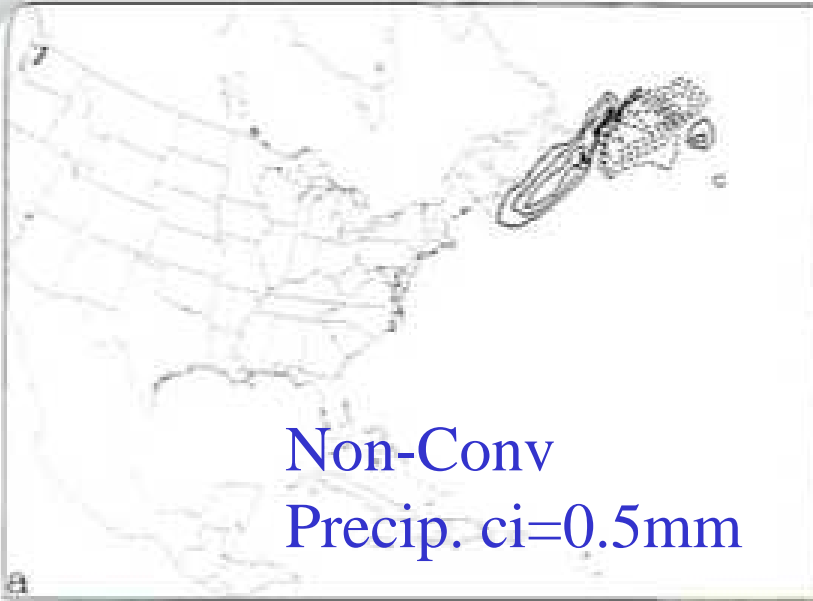
nonlinear



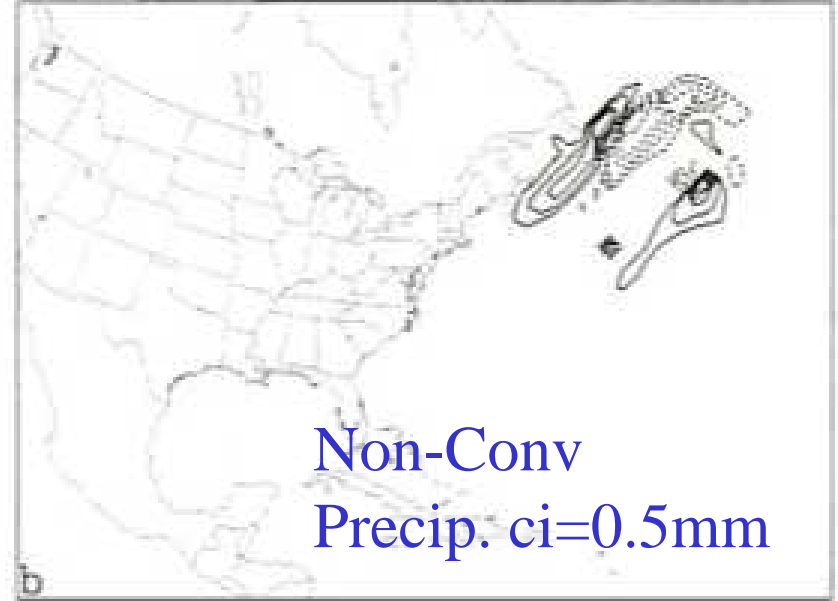
Contour interval 0.5 hPa

Linear vs. Nonlinear Results in Moist Model

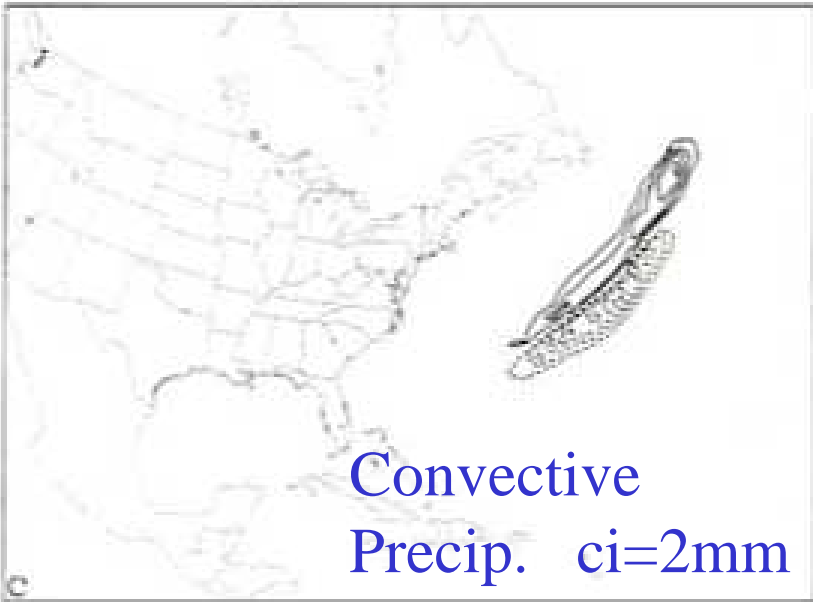
linear



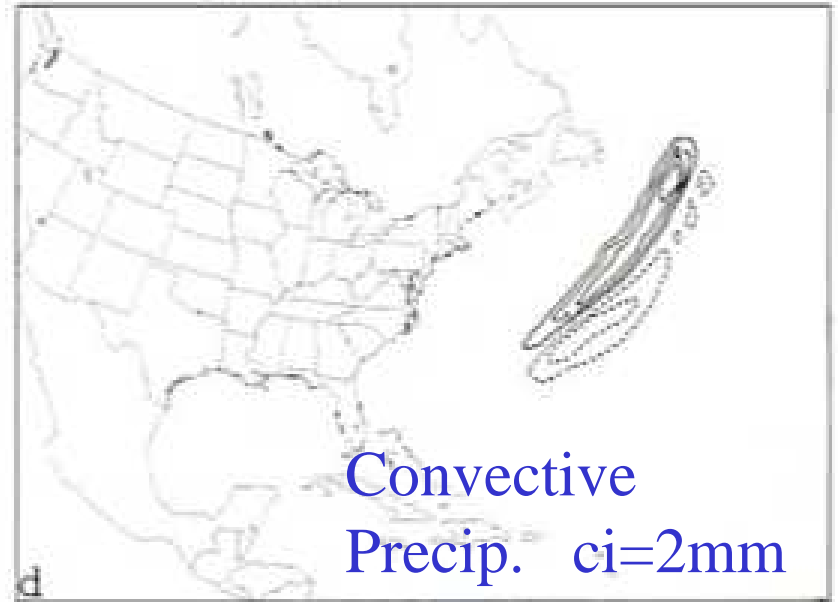
nonlinear



linear



nonlinear



Linear vs. Nonlinear Results

In general, agreement between TLM and NLM results will depend on:

1. Amplitude of perturbations
2. Stability properties of the reference state
3. Structure of perturbations
4. Physics involved
5. Time period over which perturbation evolves
6. Measure of agreement

The agreement of the TLM and NLM is exactly that of the Adjoint and NLM if the Adjoint is exact with respect to the TLM.

Problems with Physics

1. The model may be non-differentiable.
2. Unrealistic discontinuities should be smoothed after reconsideration of the physics being parameterized.
3. Perhaps worse than discontinuities are numerical instabilities that can be created from physics linearization.
4. It is possible to test the suitability of physics components for adjoint development before constructing the adjoint.
5. Development of an adjoint provides a fresh and complementary look at parameterization schemes.

Efficient solution of optimization problems

Optimal Perturbations

Type I

Maximize

$$J' = \sum_i \frac{\partial J}{\partial x_i} x'_i$$

Given the constraint:

$$C = \frac{1}{2} \sum_i w_i x_i'^2$$

Solution Method: Minimize the augmented variable

$$I = \sum_i \frac{\partial J}{\partial x_i} x'_i + \lambda \left(C - \frac{1}{2} \sum_i w_i x_i'^2 \right)$$

$$\frac{\partial I}{\partial x'_i} = \frac{\partial J}{\partial x_i} - \lambda w_i x'_i$$

Solution:

$$x'_i(\text{optimal}) = \frac{\lambda}{w_i} \frac{\partial J}{\partial x_i}$$

$$\lambda = \sqrt{2C} \left[\sum_i \frac{1}{w_i} \left(\frac{\partial J}{\partial x_i} \right)^2 \right]^{-1}$$

Optimal Perturbations *Type II*

Minimize

$$C = \frac{1}{2} \sum_i w_i x_i'^2$$

Given the constraint:

$$J' = \sum_i \frac{\partial J}{\partial x_i} x_i'$$

Solution Method (as before)

Solution:

$$x_i'(\text{optimal}) = \frac{\lambda}{w_i} \frac{\partial J}{\partial x_i}$$

$$\lambda = J' \left[\sum_i \frac{1}{w_i} \left(\frac{\partial J}{\partial x_i} \right)^2 \right]^{-1}$$

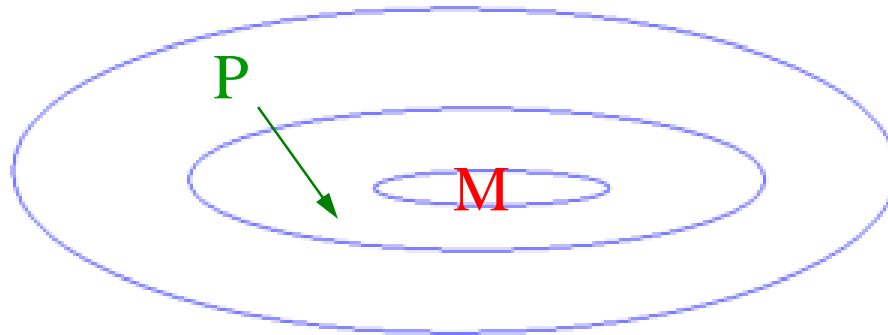
The more general nonlinear optimization problem

Find the local minima of a scalar nonlinear function $J(\mathbf{x})$.

$$\partial J / \partial \mathbf{x}$$

Gradient
at point P

Contours of J
in phase (\mathbf{x}) space



Summary

Misunderstanding #1

False: Adjoint models are difficult to understand.

True: Understanding of adjoints of numerical models primarily requires concepts taught in early college mathematics.

Misunderstanding #2

False: Adjoint models are difficult to develop.

True: Adjoint models of dynamical cores are simpler to develop than their parent models, and almost trivial to check, but adjoints of model physics can pose difficult problems.

Misunderstanding #3

False: Automatic adjoint generators easily generate perfect and useful adjoint models.

True: Problems can be encountered with automatically generated adjoint codes that are inherent in the parent model. Do these problems also have a bad effect in the parent model?

Misunderstanding #4

False: An adjoint model is demonstrated useful and correct if it reproduces nonlinear results for ranges of very small perturbations.

True: To be truly useful, adjoint results must yield good approximations to sensitivities with respect to meaningfully large perturbations. This must be part of the validation process.

Misunderstanding #5

False: Adjoint models are not needed because the EnKF is better than 4DVAR and adjoint results disagree with our notions of atmospheric behavior.

True: Adjoint models are more useful than just for 4DVAR. Their results are sometimes profound, but usually confirmable, thereby requiring new theories of atmospheric behavior. It is rare that we have a tool that can answer such important questions so directly!

What is happening and where are we headed?

1. There are several adjoint models now, with varying portions of physics and validation.
2. Utilization and development of adjoint models has been slow to expand, for a variety of reasons.
3. Adjoint models are powerful tools that are under-utilized.
4. Adjoint models are like gold veins waiting to be mined.

References

Errico, R.M., 1997: What is an adjoint model. *Bull. Am. Meteor. Soc.*, **78**, 2577-2591.

Errico, R.M. and K.D. Raeder, 1999: An examination of the accuracy of the linearization of a mesoscale model with moist physics. *Quart. J. Roy. Met. Soc.*, **125**, 169-195.

Janisková, M., Mahfouf, J.-F., Morcrette, J.-J. and Chevallier, F., 2002: Linearized radiation and cloud schemes in the ECMWF model: Development and evaluation. *Quart. J. Roy. Meteor. Soc.*, **128**, 1505-1527

Papers by R. Gelaro, C. Reynolds, F. Rabier, M. Ehrendorfer, R. Langland.

Adjoint Workshop series:

7th: http://imgi.uibk.ac.at/MEhrendorfer/work_7/work_7.html

8th http://gmao.gsfc.nasa.gov/events/adjoint_workshop-8/